



POWER TRANSMISSION

Kraft Power's diverse power transmission products include gear couplings, clutches and brakes, fluid couplings, precision motors, automation solutions, linear systems, engineered gear drives, power generation, VFDs, soft-starts and numerous mechanical and electrical components.



Transfluid

Ultra-modern and innovative technology, careful material selection, and meticulous assembly place Transfluid products at the forefront of the industrial equipment market. The award-winning products include fluid couplings, variable speed drives, Power take-offs, brakes, and hydraulic transmissions, and are designed for the most challenging applications. Transfluid products are used worldwide on a huge range of industrial and marine applications.



Altra Industrial Motion

Altra is a premier global designer and producer of a wide range of motion control and power transmission solutions. With engineered components and systems that provide the essential control of equipment speed, torque, positioning, and other functions, Altra products can be used in nearly any machine, process or application involving motion. From precision motors embedded in medical robots to heavy duty brakes used in rugged mining applications, Altra has been solving complex customer challenges around the world for decades.



Var-Spe Power Transmissions

Var-Spe is a leading companies in the construction of speed variators, variable displacement pumps and hydraulic motors. Modern technology, integrating hydrostatic transmission with electronic controls, makes Var-Spe variators a real solution for today's problems in the most diverse industrial sectors.

WPT Power


WPT Power has built an international reputation for excellence in the mechanical power transmission industry. Industrial clutches, brakes, power take-offs, hydraulic pump drives and winches compose the core of our product lines.

WPT has become a leader in the industry providing heavy-duty pneumatic, hydraulic, mechanical and spring set controlled industrial clutch and brake products. Our standard lines are easy to maintain and are proven workhorses for Energy, Agriculture, Dynamometer, Forestry, Marine, Metal Forming, Mining, Off-Highway, Paper/Converting and Steel industry applications.



Wichita Clutch

Wichita Clutch designs and builds cutting edge heavy-duty clutches and brakes for industrial equipment that provide the high-speed acceleration and deceleration essential to modern process equipment. Their products are available in a variety of designs and mounting configurations and are used extensively worldwide by leading OEM's in metalworking, steel, pulp/paper, material handling, paper converting, mining, and energy.



Services and Spare Parts

Kraft Power service and support are available for routine and scheduled maintenance and are on call 24/7 for power emergencies. Our experienced technicians are factory-trained and certified to service and maintain peak performance for power transmission equipment of nearly all makes and models. Our commitment to your satisfaction is supported by an extensive inventory of manufacturers' genuine parts to ensure maximum uptime for your equipment.

